


# Reception Newsletter

Summer term



# Welcome back!


We hope you all had  
an enjoyable Easter  
break



- Headlines
- Dates for the diary
- Reading challenge update
- Book bags
- Uniform
- Curriculum



## Dates for your diary



### April

14<sup>th</sup> Number Day and  
first day back to school

### June

23<sup>rd</sup> Reception sports  
afternoon

### May

4<sup>th</sup> Bank holiday – No school today  
22<sup>nd</sup> Final learning journey share  
25<sup>th</sup> – 29<sup>th</sup> half term

### July

1<sup>st</sup> BBQ lunch  
15<sup>th</sup> Reading challenge deadline  
End of year reports date tbc  
17<sup>th</sup> Last day of term



**Congratulations** to the **44** children who completed the Spring term challenge and received their **certificate!**



Read **11** more books

Deadline is Wednesday  
15<sup>th</sup> July

## Reading challenge for Summer 2026

Please continue to **log** the **books** you read at home on **BoomReader**. If you have not signed up, please speak to your child's **class teacher** who can **help** you get logged on.

# Library and RWI books

- Please return **school and class library** books every **Tuesday** and place in the **box** outside the classroom at the beginning of the day.
- **RWI books** need to be in book bags **everyday**.
- **Please do not put water bottles in book bags.**



# Uniform

What to wear?



# Uniform

Water bottle



Studs only  
No other jewellery

Long hair  
tied back



No sandals



- Please ensure your child is wearing the correct **uniform**. On **Tuesday**, **Thursday** and **Friday** school **uniform** is worn as below...

Spare clothes



sun hat

Apply before school



Warm jumper or cardigan

Raincoat



Polo shirt

Dress or shorts

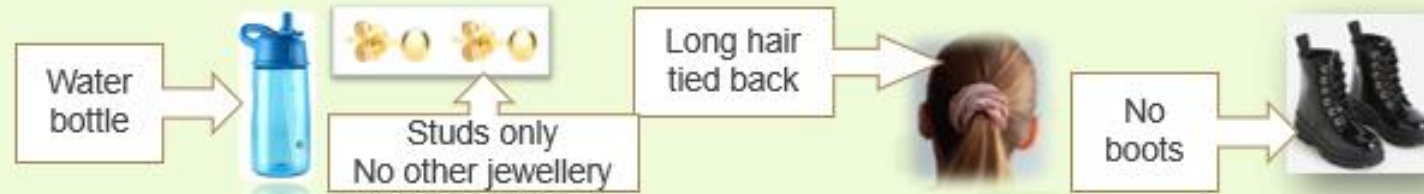


Black school shoes



# PE is every Wednesday

- PE will continue to be every Wednesday for the Spring Term. Please ensure your child is wearing their PE kit to school **EVERY WEDNESDAY**.



PE Shorts



PE T-shirt

Warm jumper



Spare clothes

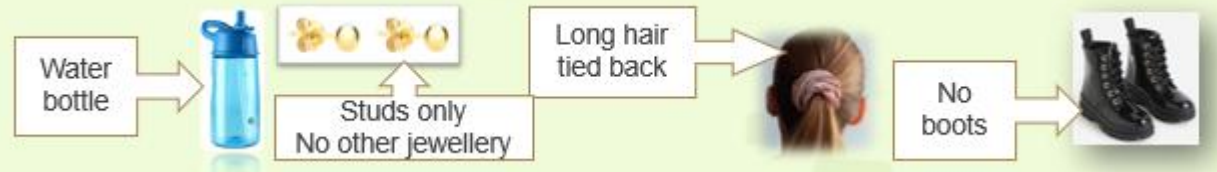


Velcro please

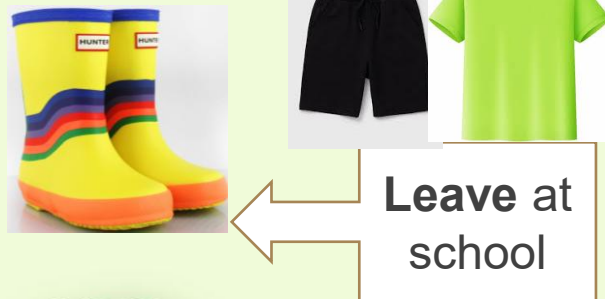


# Wonder Wood is every Monday

Please ensure your child is **dressed appropriately** – see below




Spare clothes should be in a bag and can be left on your **child's peg**. Please make sure your child has a complete set of spare clean clothes in their bag **everyday** – including **spare socks and underwear**.



# Curriculum


What we will be learning





## Growing and Changing

The children will learn a collection of songs about 'Jack and the Beanstalk'. They will also learn how to use a split pin to make a moving part for a robot animal. After half term, the focus will be about where water can be found and how it is used in our lives.







## Seaside and Pirates

### Themes for this term




# Maths




This term we will teach the following themes.

- **Sharing and grouping** – Children will explore sharing and grouping. They will investigate sharing odd and even quantities. They will play and build doubles.
- **Visualise, build and map** – Children will identify units of repeating patterns. Create and explore their own pattern rules. Replicate and build scenes and constructions. Visualise and describe from different positions. Give instructions to build. Explore mapping and represent maps with models; creating from familiar places and stories.
- **Make connections** – Children will deepen their understanding through exploring patterns and relationships.



If you would like to know more, please visit  
<https://whiterosemaths.com/>



# Maths

## To support at home

- ✓ Play number, shape and problem-solving games with your child.

- ✓ Watch Numberblocks episodes.

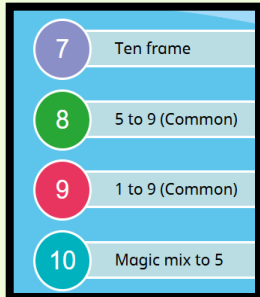



- ✓ Continue to access the free 1-minute maths app. Exploring **Subitising** activities 7 to 10 and **Addition** activities 1-3.

- ✓ <https://whiteroseeducation.com/1-minute-maths>

- ✓ Access online maths games

<https://www.topmarks.co.uk/maths-games/3-5-years/counting>

- ✓ Support your child in starting their Numbots adventure. Login details have been shared with you last term.




## Handwriting

This term we will continue to learn how to form letters correctly.

Key points for successful handwriting:

- strong tripod grip (this can be supported at home by using scissors, playdough, pinch using activities e.g. pairing socks, using pegs, putting books away)
- correct starting point (please ensure all letters in your child's name are formed correctly)

- letter families






## Phonics

We will continue RWInc daily.

Please support your child by reading with them as often as possible. Repeating is the key to success.


To further support your child at home you may:

- play online phonics games 
- use spelling fingers with 'Fred Talk' 
- play easy single sounds/special friends games 




## Homework

We will continue sending handwriting homework. Your child may not receive the same resources as their friends. This is to adjust to the individual needs.



Develop the use of the 5 senses and related language through specific experiences, e.g., feely bag, curiosity corner, nature table.

Draw, paint, model objects, settings and characters based on looking carefully at them and noticing detail.



Talk for Writing  
SHOWCASE SCHOOL

## Talk for Writing

In our class writing lessons and literacy support in provision, we are going to:

Look carefully at images, objects, animals, events. Select objects with interesting detail to support observation.

Initiate guided discussion, focused on a stimulus with word gathering (including adjectives and proper nouns)

Learn new texts and retell them using actions.

Provide modelling of descriptive language using shared and guided writing.

Write short captions/sentences using spelling fingers (Fred Fingers)

