


# Reception Newsletter

Spring term




# Welcome back!

**Thank you** kindly for all the cards, gifts and good wishes which are much **appreciated** by us all!



Dates for your diary



**January**

**Parent reading meeting 2.30pm 7th January**

**February**

**13<sup>th</sup> Learning Journey share 2.40pm**

**Half Term 16<sup>th</sup> to 20<sup>th</sup> inclusive**

**March**

**Parent consultations**

**Wednesday 18<sup>th</sup> 3.40-6.40pm**

**Thursday 26<sup>th</sup> 4.30-7.30pm**

**Monday 23<sup>rd</sup> Wonderdome visiting school**

**Wednesday 25<sup>th</sup> Spring reading challenge deadline**

**Friday 27<sup>th</sup> Learning Journey share 2.40pm**

**Easter Break**

**Pupils return Tuesday 14<sup>th</sup> April**



# Reading Challenge

**Congratulations** to the **49** children who completed the Autumn term challenge and received their **certificate!**

- Read **11** more books this term
- **Deadline** is Wednesday 25<sup>th</sup> March



# Library and RWI books

- Please return **school and class library** books every **Tuesday** and place in the **box** outside the classroom at the beginning of the day.
- **RWI** books need to be in book bags **everyday**.
- Please do not put water bottles in book bags.



# Uniform

What to wear?



# Uniform

Water bottle



Studs only  
No other jewellery

Long hair  
tied back



No boots



- Please ensure your child is wearing the correct **uniform**. On **Tuesday**, **Thursday** and **Friday** school **uniform** is worn as below...

Polo shirt



Trousers,  
skirt or dress



Warm jumper or  
cardigan



Warm coat



Spare  
clothes



Black  
school  
shoes



# PE is every Wednesday

- PE will continue to be every Wednesday for the Spring Term. Please ensure your child is wearing their PE kit to school **EVERY WEDNESDAY**.



Warm tracksuit



PE T-shirt

Warm jumper



Spare clothes

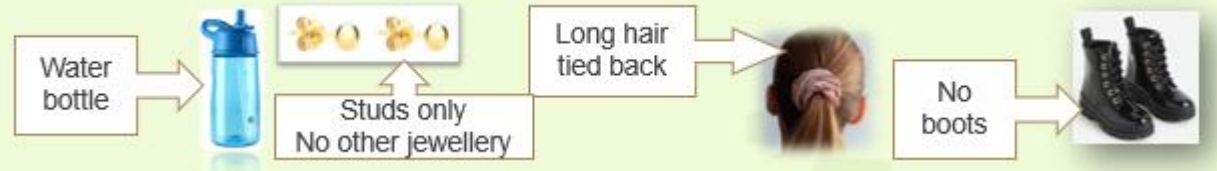


Velcro please

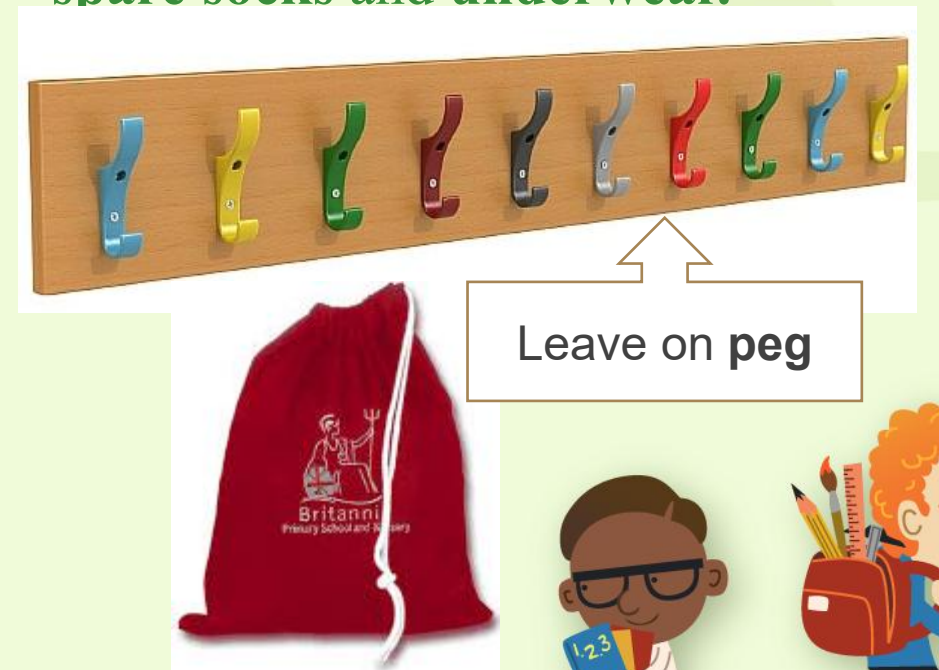


# Wonder Wood is every Monday

Please ensure your child is **dressed appropriately** – see below




Spare clothes should be in a bag and can be left on your **child's peg**. Please make sure your child has a complete set of spare clean clothes in their bag **everyday** – including **spare socks and underwear**.



# Curriculum

What we will be learning

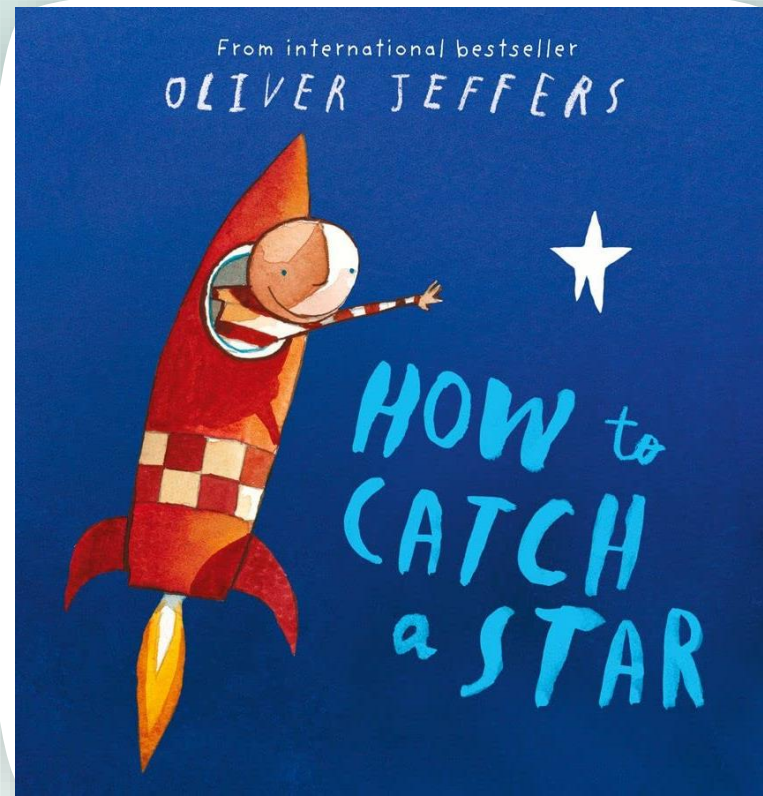




## Jungles and Dinosaurs

### Themes for this term

The children will learn about life in the jungle, the past through dinosaurs, and about the sun, moon, stars and planets including Earth and weather.



## Earth and Space




## Family Fun Fridays - Maths Games to share at home.

These will be loaned on a weekly basis.

The games will allow you to support your child in consolidating key number skills through a fun shared activity. They will also support turn taking, fair play and allow children to experience winning and losing.

Please return them every **Thursday**.

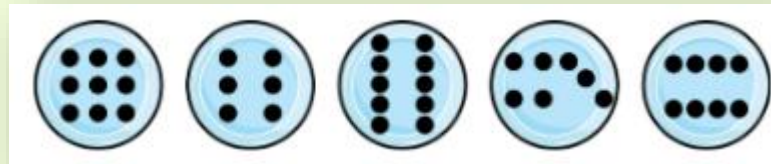
**Have fun!**



## Maths

This term we will teach the following themes.




- **Building 9 & 10.** The children will learn how to find and represent 9 & 10. Compare numbers to 10. Explore conceptual subitising to 10. Explore 1 more and 1 less. Discover composition to 10. Learn bonds to 10 (2 parts and 3 parts). Make arrangements of 10. Find and make doubles to 10. Explore even and odd numbers.
- **Explore 3-D shapes.** The children will learn how to recognise and name 3-D shapes. Find 2-D shapes within 3-D shapes. Use 3-D shapes for tasks. Find 3-D shapes in the environment. Identify, copy and continue more complex patterns. Find and identify patterns in the environment.




If you would like to know more, please visit

<https://whiterosemaths.com/>





# Maths



This term we will teach the following themes.

- **To 20 and beyond.** The children will learn to build numbers beyond 10 to 20. Continue patterns beyond 10 to 20. Verbally count beyond 20 and recognise verbal patterns.
- **How many now?** The children will learn how to add more and take away.
- **Manipulate, compose and decompose.** The children will learn to select shapes for a purpose. Explore rotating and manipulating shapes. Be able to explain shape arrangements and compose and decompose shapes. Copy 2-D shape pictures and find 2-D shapes within 3-D shapes.

## To support at home



- ✓ Watch Numberblocks episodes
- ✓ Continue to access 1 minute maths.
- ✓ <https://whiteroseeducation.com/1-minute-maths>



- ✓ Access online maths games

<https://www.topmarks.co.uk/maths-games/3-5-years/counting>




## Handwriting

This term we will continue to learn how to form letters correctly.

Key points for successful handwriting:

- strong tripod grip (this can be supported at home by using scissors, playdough, pinch using activities e.g. pairing socks, using pegs, putting books away)
- correct starting point (please ensure all letters in your child's name are formed correctly)

- letter families






## Phonics

We will continue RWInc daily.

Please support your child by reading with them as often as possible. Repeating is the key to success.


To further support your child at home you may:

- play online phonics games 
- use spelling fingers with 'Fred Talk' 
- play easy single sounds/special friends games 




## Homework

We will continue sending handwriting homework. Your child may not receive the same resources as their friends. This is to adjust to the individual needs.



Develop the use of the 5 senses and related language through specific experiences, e.g., feely bag, curiosity corner, nature table.

Draw, paint, model objects, settings and characters based on looking carefully at them and noticing detail.



Talk for Writing  
SHOWCASE SCHOOL

## Talk for Writing

In our class writing lessons and literacy support in provision, we are going to:

Look carefully at images, objects, animals, events. Select objects with interesting detail to support observation.

Initiate guided discussion, focused on a stimulus with word gathering (including adjectives and proper nouns)

Learn new texts and retell them using actions.

Provide modelling of descriptive language using shared and guided writing.

Write short captions/sentences using spelling fingers (Fred Fingers)

