

Year 1 Reading Meeting



Reading is at the heart of our curriculum at school.

Reading develops many important skills, including:

- Enhancing imagination and creativity
- Developing empathy
- Improving concentration
- Discovering new vocabulary
- Building a greater knowledge of the world

READING ADDS UP



1 minute a day

= 180 minutes per
academic year
= 56,400 words

5 minutes a day

= 900 minutes per academic year
= 282,000 words

20 minutes per day

= 3600 minutes per academic year
= 1,800,000 words

How do we foster a love of reading at school?

- Daily story time sessions
- Talk4Writing - teaching children to tell stories and eventually start to write their own
- Read Write Inc - teaching children to read
- Weekly library visits



How can I foster a love of reading at home?

- Read to your child every day - make it special bonding time with your child.
- Take your child to the library (Rose Hill Library is our local library).
- Encourage your child to read the books that they bring home.



My child's reading journey so far ...

Children are taught to read through a process called **Phonics**.

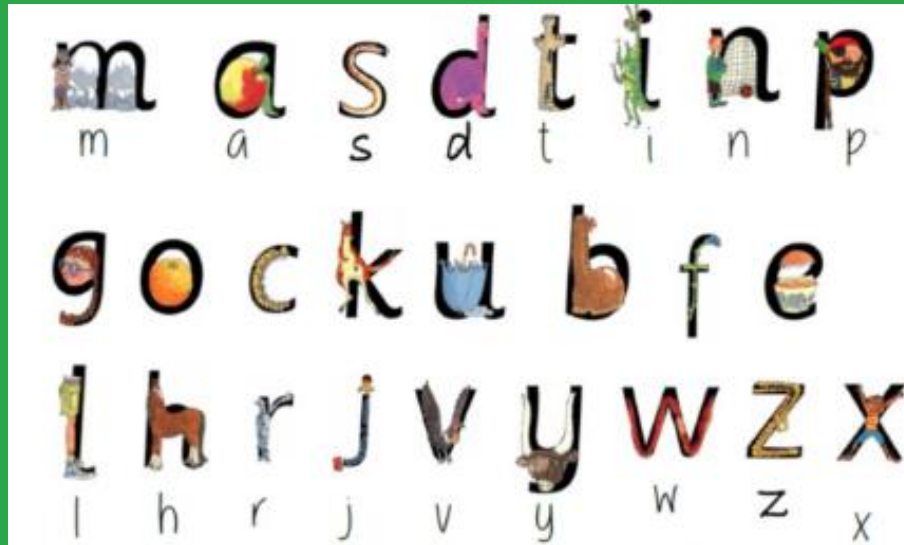
The phonics approach we use at Britannia is called:



Children at Britannia from Reception - Year 2 are taught phonics sessions on a daily basis.

My child's reading journey so far ...

In reception, your child will have been taught their set 1 sounds:



This is the first step in learning to read.

Special friends

Most children in Year 1 will now be learning 'special friends'. These are two letters that make one sound:



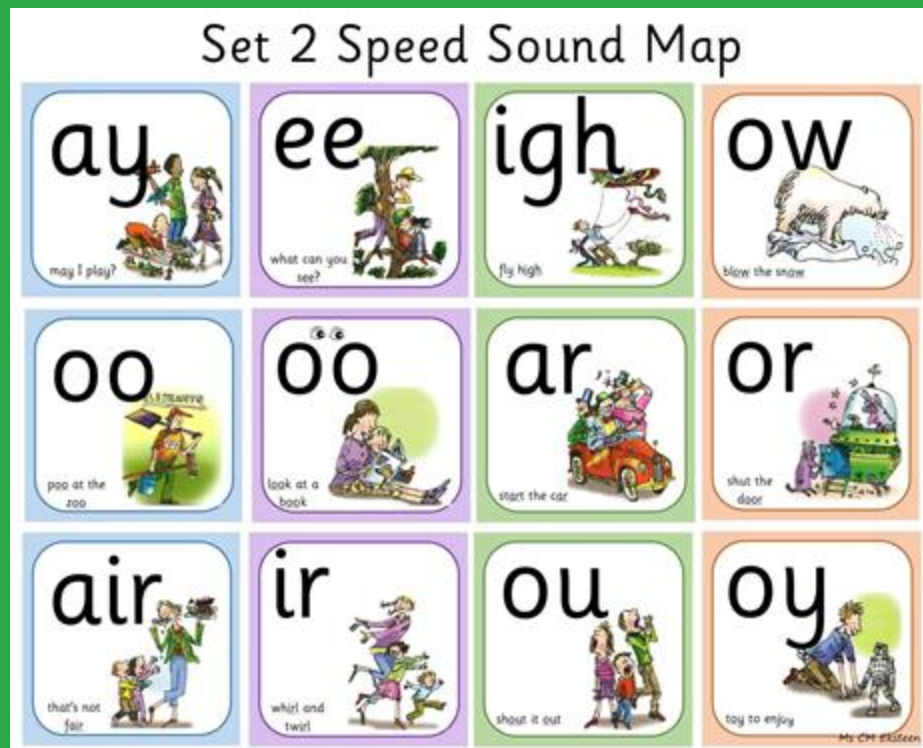
Special friends

There are many special friends that your child will learn in Year 1.

Each sound has a picture to help them remember the sounds more easily eg.

ay - May I play?

ee - What can you see?



Set 3 Speed Sound Map

ea



cup of tea

oi



spoil the boy

a-e



make a cake

i-e



nice smile

o-e



phone home

u-e



huge brute

aw



gawn at dawn

are



care and share

ur



nurse with a purse

er



a better letter

ow



blow the snow

ai



snail in the rain

oa



goat in a boat

ew



chew the stew

ire



fire, fire!

ear



hear with your ear

ure



sure it's pure?

ue



come to the rescue!

ie



terrible tie!

au



Paul the astronaut

e-e



go Pete and Steve!

kn



knock knock, who's there?

ck



tick tock clock

wh



whisk whisk

ph



take a photo

Blending

The children use these 'special friends' to help them with their blending.

We teach children to identify the special friends first when sounding out a word.

We encourage the children to talk in 'Fred Talk' to help them.



Applying these skills to reading books

When your child brings home their RWI books, if they are struggling to read a word, encourage them to use these skills:

Adult: "Special friends?"

Child: "sh"

Adult: "Fred talk"

Child: "w-i-sh - wish"

wish

Adult: "Special friends?"

Child: "ai"

Adult: "Fred talk"

Child: "p-ai-n-t - paint"

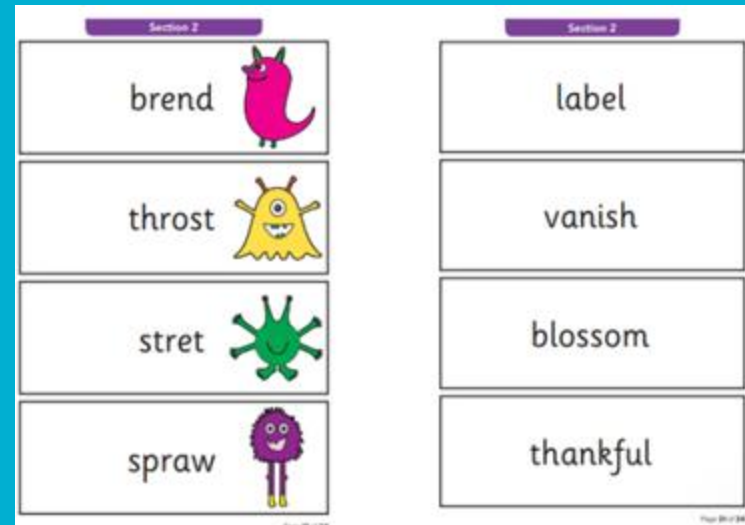
paint

Phonics screening

In June, Year 1 children across the country complete an assessment to check their phonic knowledge.

They will be asked to read 40 words on a one to one basis with the class teacher.

Children will be asked to use their phonics strategies to read a list of real words and 'alien' words.



“The purpose of the phonics screening check will be to confirm that all children have learned phonic decoding to an age-appropriate standard. Children who have not reached this level should receive extra support from their school to ensure they can improve their decoding skills, and will then have the opportunity to retake the phonics screening check.” –

Department for Education, 2017

Section 2

brend



throst



stret



spraw



Section 2

label

vanish

blossom

thankful

Alien words

Alien words are pseudowords - made up words.

These words contain sounds that the children have been taught in their RWI lessons.



Alien words are important, so children have a

strategy to read any word, even those that are unfamiliar to them.

niff



dass



pell



quazz



HeadStart
Infant Library

Section 1

sut



yad



dop



uct



kigh



girst



baim



Frequently asked questions:

Is this a compulsory assessment?

Yes, it is a statutory requirement for all schools to carry out the screening check.

All year 1 pupils must take part in the phonics screening check.

When will the screening check take place?

In the week beginning Monday 8th June 2026.

How will my child complete the screening check?

On a one-to-one basis with their class teacher. They can take as long as they need to complete the check.

Frequently asked questions:

How many marks does my child need to pass the phonics screening check?

The passmark has been 32/40, but this may change.

When will I find out my child's mark?

Your child's phonics screening mark will be in their end of year report on a separate document.

What happens if my child does not pass the phonics screening check?

Children will retake the assessment in Year 2.

How to help your child at home:

Your child is being prepared for the phonics screening check through their daily RWI lessons.

During these lessons, your child will read a mixture of real words and alien words from flashcards.

Your child may also be receiving some additional intervention on a one-to-one basis with a teaching assistant in the afternoons.

How to help your child at home:

1. Practise some past papers at home

Sample materials are available on the [education.gov.uk](https://www.gov.uk/education.gov.uk) website.

Below is an example from the 2023 Phonics Screening Test. All papers from previous years are available on the government website.


alien words

real words

2023 national curriculum assessments

Key stage 1





Phonics screening check
Pupils' materials



Section 1

fod	
bep	
zat	
ult	

Section 1

heng	
shob	
farn	
chesh	

Section 2

boy
scoop
foam
white

Section 1

chip
hill
jars
shack

How to help your child at home:

2. Practise recognising 'special friends'

Copies of the sound mat are available for you to take home at the end of the meeting.

You can help your child practice by:

- Pointing to the sound and getting your child to say the rhyme* eg '*ow - blow the snow*'

*Your child may not know all these sounds yet.

- Time your child for a minute and see how many sounds they can remember.



How to help your child at home:

3. Try some fun phonics games online

- Phonics Play
- Phonics Bloom
- TopMarks

Popular Resources



PhonicsPlay Comics
Decodable comics from PhonicsPlay



Dragons Den
Good for: Practising blending



Picnic on Pluto
Good for: Practising blending



Welcome To The Zoo
Good for: Listening and copying



Planetary Plurals
Good for: Practising plural rules




Buried Treasure
Good for: Practising blending


How to help your child at home:

4. Practise some interventions at home

				
<u>charb</u>	short			
<u>phaysh</u>	swaying			
<u>slighb</u>	fairness			
<u>quoob</u>	trout			
<u>zoyd</u>	might			
<u>thorg</u>	party			
<u>twairb</u>	storm			
<u>charp</u>	knight			
ay	ee	igh	oo	oo (look)
ar	or	air	ou	oy

kigh 

girst 

baim 

Ask your child to draw 'sound buttons' underneath each sound, to show they can correctly identify each one.

Say all the sounds individually then put the word together.

k-igh = kigh




g - ir - s - t = girst

b -ai ---m = baim

How to help your child at home:

— Please check your child's book bag regularly for their RWI book (which changes every 3 days) and support your child by reading this at home.

Reading daily with your child is the key to them making progress!



How to help your child at home:

Please check your child's bag for any reading interventions that could support them further:

Please could you help me practise my special friends sounds at home.
Please watch the support video first:
Britannia Website Home - Curriculum - Read Write Inc

When reading the words:
Parent: "Special Friends"
Child: *spots the special friends e.g. "ar"
Parent: "Fred Talk"
Child: "c-ar car"
When I get more confident, you can ask me to "Fred in my Head"

Practise my sounds:

ay	ee	igh	ow	oo	oo
As in play	As in see	As in high	As in snow	As in zoo	As in book
ar	or	air	ir	ou	oy
As in car	As in fork	As in hair	As in girl	As in shout	As in toy

Practise my reading:

car	fork	boy
fair	bird	worn
smart	sport	stairs
sort	bar	part
third	hair	horse
out	loud	north

Your child's class teacher is always on hand and able to answer any questions regarding your child's reading journey.

Thanks for listening!

— Any questions, please let us know :)



Please take some resources away with you
to support your child with their reading.