

# Reception Newsletter

Autumn term




# WELCOME

## A Warm Welcome to Our New Families

We are delighted to welcome all our new families joining us this year. It has been wonderful meeting everyone, and we are thrilled with how smoothly the children have settled in so far. We're looking forward to a fantastic year ahead together!



## Dates for your diary



### September

Parent reading meeting  
Wednesday 17<sup>th</sup> at  
2.45pm

### November

Thursday 6<sup>th</sup>  
Individual/sibling **photos**

### October

#### Parent consultations

Wednesday 15<sup>th</sup> 3.40–6.40pm

Thursday 23<sup>rd</sup> 4.30–7.30pm

Friday 24<sup>th</sup> **Learning journey share** 2.40pm

Half Term 27<sup>th</sup> to 31<sup>st</sup> inclusive

### December

Thursday 4<sup>th</sup> **Christmas dinner**

Thursday 11<sup>th</sup> **Reception** Christmas production  
2.15pm

Wednesday 17<sup>th</sup> Autumn Reading Challenge  
**deadline**

Friday 19<sup>th</sup> **Learning journey share** 2.40pm

19<sup>th</sup> **Last day** of term – Christmas Break

Pupils **return** Tuesday 6<sup>th</sup> January



Coming soon!



Read **1 book a week**

Deadline is Wednesday  
17<sup>th</sup> December

## Reading challenge for Autumn 2025

### Home Reading

Please remember to log the books your child reads at home using **BoomReader**. Information on how to sign up will be shared during the **Reading Meeting on Wednesday, 17th September**. We look forward to seeing you there!

# Library and RWI books

- **Library Books & Book Bags**
- Please return **school and class library books every Tuesday**. These should be placed in the box outside the classroom at the beginning of the day.
- Children will begin bringing home library books starting the **week beginning 15th September**.
- Kindly ensure that **water bottles are not placed in book bags**, as this helps keep our books safe and dry.



# Uniform

What to wear?



# Uniform

Water bottle



Studs only  
No other jewellery

Long hair  
tied back



No boots



- Please ensure your child is wearing the correct **uniform**. On **Tuesday**, **Thursday** and **Friday** school **uniform** is worn as below...

Polo shirt



Trousers,  
skirt or dress



Warm jumper or  
cardigan



Warm coat



Spare  
clothes

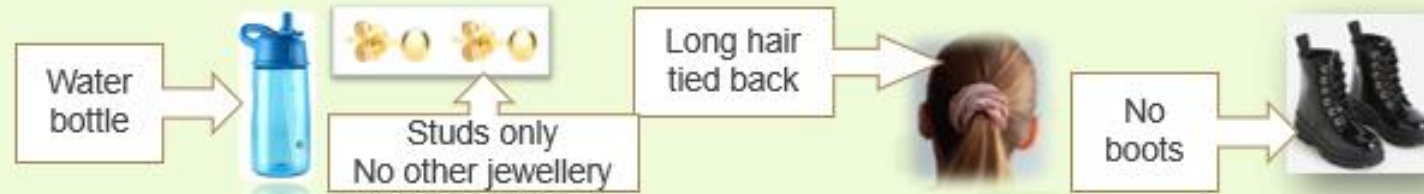


Black  
school  
shoes



# PE is every Wednesday

- PE will be every Wednesday for the Autumn Term. Please ensure your child is wearing their PE kit to school **EVERY WEDNESDAY**.



Warm tracksuit



PE T-shirt

Warm jumper



Spare clothes

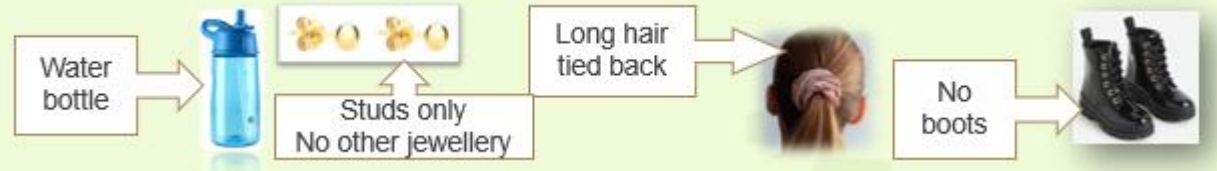


Velcro please

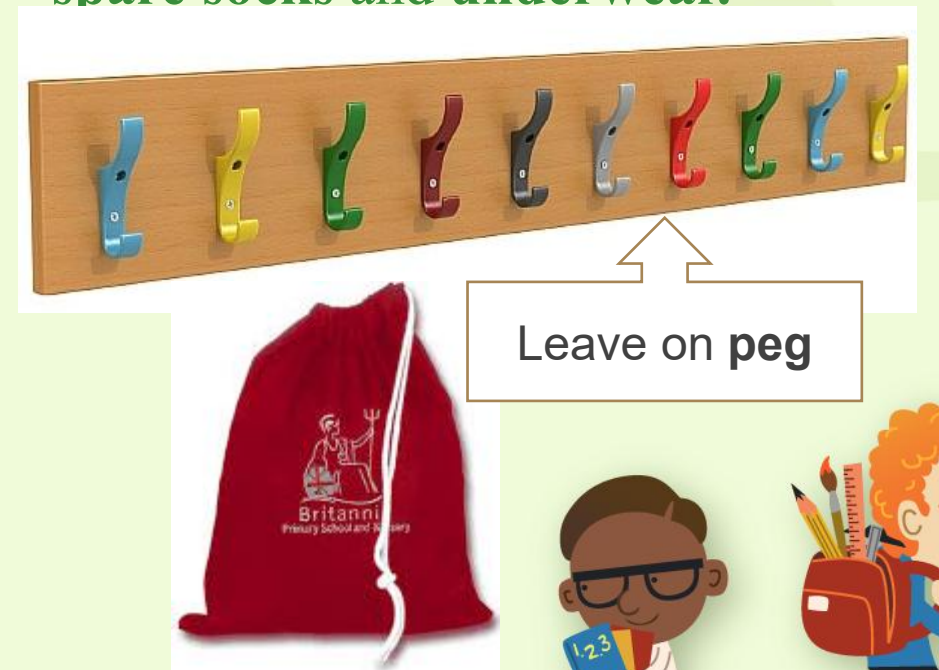


# Wonder Wood is every Monday

Please ensure your child is **dressed appropriately** – see below



Spare clothes should be in a bag and can be left on your **child's peg**. Please make sure your child has a complete set of spare clean clothes in their bag **everyday** – including **spare socks and underwear**.



# Curriculum

What we will be learning





Traditional Tales




Celebrations



**Themes for this term**



# Maths



This term we will teach the following themes.

- **Match, sort and compare.** The children will learn how to match objects, identify a set, sort and create their own sorting rules.
- **Talk about measure and patterns.** The children will explore and compare size, mass and capacity. They will learn how to copy, continue and create simple repeating patterns.
- **It's me 1, 2, 3.** The children will find, subitise and represent 1, 2 and 3. They will learn how to add one more and take one away to understand one less. They will explore the composition of 1, 2 and 3.
- **Circles and triangles.** The children will learn how to identify, name and compare circles and triangles. They will be able to spot circles and triangles in their environment and describe their position.
- **1, 2, 3, 4, 5.** The children will find, subitise and represent 4 and 5. Explore the composition of 4 and 5 and be able to add one more and take away one to understand one less.

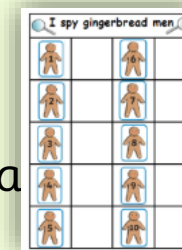


Explore

To support at home  
Share stories that

concepts

mathema





If you would like to know more, please visit

<https://whiterosemaths.com/>



# Maths



This term we will teach the following themes.

- **Shapes with 4 sides.** The children will identify, name and combine 4 sided shapes. They will explore time through the concepts of day and night.
- **Alive in 5.** Zero will be introduced. The children will find, subitise and represent the numbers 0-5. They will explore their composition and be able to solve one more and one less problems. They will learn the skill of conceptual subitising to 5.
- **Mass and capacity.** The children will compare mass. Understand how to find a balance and explore and compare capacity.
- **Growing 6,7,8.** The children will find and represent 6, 7 and 8. They will explore their composition and be able to solve one more and one less problems. They will find pairs, exploring odd and even. The children will find and make doubles to 8, be able to combine 2 groups and continue developing their understanding of conceptual subitising.




## To support at home

- ✓ Watch Numberblocks episodes
- ✓ Access 1 minute maths.

✓ <https://whiteroseeducation.com/1-minute-maths>

- ✓ Access online maths games

<https://www.topmarks.co.uk/maths-games/3-5-years/counting>





## Handwriting

This term we will begin to learn how to form letters correctly.

Key points for successful handwriting:

- strong tripod grip (this can be supported at home by using scissors, playdough, pinch using activities e.g. pairing socks, using pegs, putting books away)
- correct starting point (please ensure all letters in your child's name are formed correctly)

- letter families






## Phonics

We will start RWInc daily.

Please support your child by reading with them as often as possible. Repeating is the key to success.


To further support your child at home you may:

- play online phonics games 
- use spelling fingers with 'Fred Talk' 
- play easy single sounds/special friends games 





## Homework

We will start sending handwriting homework. Your child may not receive the same resources as their friends. This is to adjust to the individual needs.



Develop the use of the 5 senses and related language through specific experiences, e.g., feely bag, curiosity corner, nature table.

Draw, paint, model objects, settings and characters based on looking carefully at them and noticing detail.



**Talk for Writing**  
SHOWCASE SCHOOL

## Talk for Writing

In our class writing lessons and literacy support in provision, we are going to:

Look carefully at images, objects, animals, events. Select objects with interesting detail to support observation.

Initiate guided discussion, focused on a stimulus with word gathering (including adjectives and proper nouns)

Learn new texts and retell them using actions.

Provide modelling of descriptive language using shared and guided writing.

Write short captions/sentences using spelling fingers (Fred Fingers)

